

The Nelson **Mini Regulator (MR)**, **Mini Regulator Drain Check (MRDC)** and **Mini Drain Check (MDC)** are designed for easy service and repair. The following instructions will help you service these products. The color code on the cap is to identify the function of the optional models. The pressure marking on the cap is to show the resulting outlet pressure of the regulator (set by the internal spring).

IMPORTANT APPLICATION NOTES: Do not mix springs and caps of differing pressures. The MRDC and MDC are not designed for operation below freezing temperatures. System drainage and air winterization is recommended to prevent damage to the system. Always maintain a minimum of 5 psi inlet above pressure rating.

SERVICE (1 & 2)



1. Check inlet and seat area for debris plugging. Remove any debris.

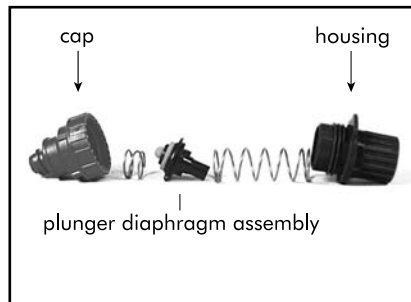


2. Look in the outlet of the regulator for debris. If cleaning is needed go to 3 below.

REPAIR (3-8) USE CAUTION AND WEAR SAFETY GOGGLES AS PRODUCT IS SPRING LOADED.




3. This picture shows how the tab is pressed to release the lock between the cap and housing. Internal parts can be accessed by unscrewing the cap from the body.



4. The major parts are the cap, housing, plunger/diaphragm assembly and springs.



5. Leakage of water between the cap and housing is an indication of a split plunger.



6. The plunger is tested for damage by inserting the end of a pencil inside the inlet end. Check the retainer for cracks also.

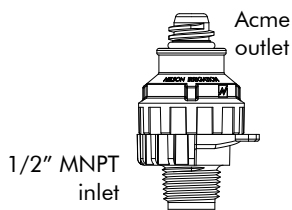
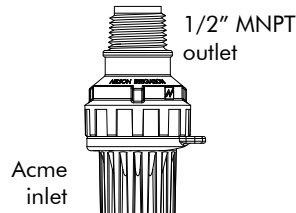
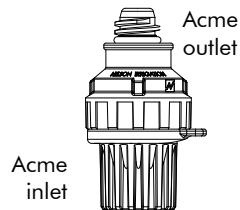
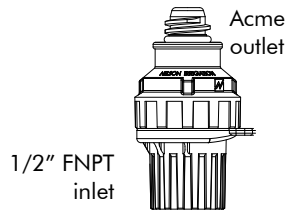
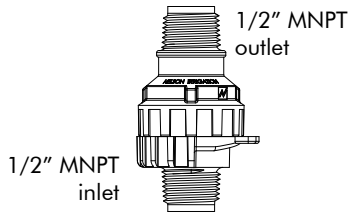
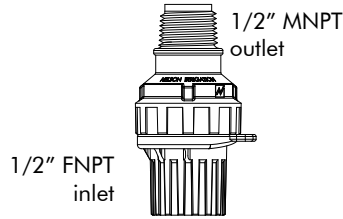


7. A broken plunger/diaphragm assembly can easily be replaced with a new plunger/diaphragm assembly.

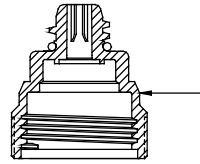


8. Reassemble being sure to tightly screw together the cap and housing which seals the regulator.

CONNECTION OPTIONS



MATERIAL LIST OF PARTS



PART LABEL

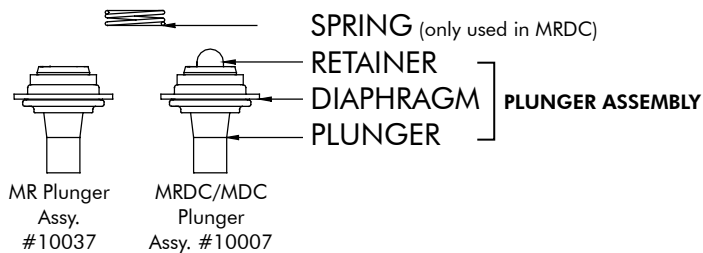
MATERIAL

OUTLET CAP (color-coded)

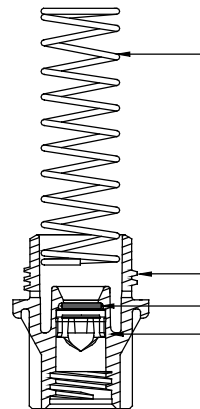
Polyester

	MRDC (brown outlet)	MR (gray outlet)	MDC (green outlet)
1/2" MNPT Male Acme	11102-0XX 10394-0XX	11102-1XX 10394-1XX	11102-2XX 10394-2XX

NOTE: XX denotes pressure option (i.e. 11102-130 is a 30 PSI 1/2" MNPT Mini Regulator)



302 Stainless
XENOY
Buna-N
XENOY



SPRING (controls model pressure rating)

302 Stainless

HOUSING ASSEMBLY
O-RING
SEAT (different for MDC)

Polyester
Buna-N
Polyester/
Glass

WARRANTY AND DISCLAIMER

The Nelson Mini Regulator, Mini Regulator Drain Check and Mini Drain Check are warranted for one year from date of original sale to be free of defective materials and workmanship when used within the working specifications for which the product was designed and under normal use and service. The manufacturer assumes no responsibility for installation, removal or unauthorized repair of defective parts. The manufacturer's liability under this warranty is limited solely to replacement or repair of defective parts and the manufacturer will not be liable for any crop or other consequential damages resulting from defects or breach of warranty. THIS WARRANTY IS EXPRESSLY IN LIEU OF ALL OTHER WARRANTIES, EXPRESS OR IMPLIED, INCLUDING THE WARRANTIES OF MERCHANTABILITY AND FITNESS FOR PARTICULAR PURPOSES AND OF ALL OTHER OBLIGATIONS OR LIABILITIES OF MANUFACTURER. No agent, employee or representative of the manufacturer has authority to waive, alter or add to the provisions of this warranty, nor to make any representations or warranty not contained herein. The Mini Regulator Drain Check is covered by the following U.S. Patents: 5875815, 5257646, and other pending US and Foreign Patents.